



Objection! Law schools can be hazardous to students' financial health

by Andrew Gillen, PhD
Senior Policy Analyst

Key Points

- Education can be an investment in a student's future, but not all educational investments are worthwhile.
- This analysis aims to help students avoid making malinvestments by documenting which college programs leave students with unaffordable student loan debt using a debt-to-earnings test called Gainful Employment Equivalent.
- Among academic fields with the most graduates, the field of law performed the worst on Gainful Employment Equivalent.
- Of the 168 law school programs with data, 122 (73%) fail Gainful Employment Equivalent.
- Failing programs accounted for 68% of all law school graduates.

Introduction

As college costs have exploded in recent decades, students (and parents) have taken on more and more debt to fund the costs of going to college. For many students, this debt is a sound investment in their future, enabling them to obtain an education that launches a successful career and fulfilling life. But for too many students, this debt is not a sound investment, either because the student drops out of college, the college fails to adequately educate the student, or because the student's debt is simply too high relative to the typical earnings from their chosen college and major. For these students, excessive student loan debt can be an unaffordable burden for the rest of their life.

To inform policymakers and help students and their parents make more informed choices about which college programs are worth the debt, the Texas Public Policy Foundation has created a debt-to-earnings test called Gainful Employment Equivalent (GEE). GEE compares the earnings of recent graduates with the typical borrower's student loan debt to determine if students can afford their student loan payments.

In a series of web tools and publications, we have explored how this debt-to-earnings test can be used to evaluate American higher education.

- A web tool with the most recent earnings and debt data by college program is available at www.texaspolicy.com/college-earnings-and-debt. Students, parents, and policymakers can use this web tool to search and filter results by academic field, college, or geographic area.
- *An Economic Ranking of State Public Higher Education Systems: 2019-2020* ([Gillen 2020](#)) uses GEE to assess the relative performance of different states' public colleges and universities. Some states do well—in North Dakota, 89% of students graduate from programs where the typical student can afford to repay their loans. But other states do poorly—in Montana, only 45% of students graduate from programs where the typical student can afford to repay their loans.
- Which Texas Public College Degrees Require Excessive Student Debt? ([Lindsay & Gillen, 2020](#)) explored GEE results at public colleges in Texas and found that there were 58 associate, bachelor's, or master's degree programs that fail GEE.

In our latest series of publications, we will explore the performance of different academic fields. The first paper in this series will explore how law schools in the U.S. perform.

Background on Gainful Employment Equivalent

GEE uses new data from the U.S. Department of Education that report earnings and student loan debt at the program level for the first time. Specifically, the data report the median earnings for students that graduated in 2014-15 and 2015-16 one year after graduation. Debt is the median cumulative amount borrowed by the 2015-16 and 2016-17 cohorts.

The data are used to perform two debt-to-earnings tests based on the old Gainful Employment (GE) regulations. GE was promulgated by the Obama administration to cut off funding for programs where student loan debt was too high relative to earnings. Unfortunately, the Obama administration primarily targeted the for-profit sector, exempting most public and private nonprofit programs ([Gillen & Vedder, 2020](#)). Although this selective targeting was objectionable and led the Trump administration to suspend the regulations, the core idea—cutting off taxpayer funding for programs where student debt is too high relative to earnings—is a step in the right direction when applied universally rather than selectively. Thus, GEE resurrects GE and applies the debt-to-earnings tests to all college programs.

Both GE and GEE determine if programs pass, are on probation, or fail based on earnings relative to student loan debt for recent graduates. The GEE thresholds are based on the original GE thresholds but are adjusted to account for differences in the measurement of earnings and debt (see the methodological appendix in Lindsay and Gillen [[2020](#)] for more details on these adjustments). For example, if the typical graduate's annual student loan payments are less than or equal to 8.6% of earnings, the program would pass. If annual student loan payments are greater than 12.8% of earnings, the program would fail one of the tests.

If a program fails GEE, it means that student debt is so high relative to earnings that the Obama administration would have tried to cut off funding for the program if it was at a for-profit university.

So far, GEE is only based on one year of earnings data because only one year of data is available (more data are planned to be released each fall). While policymakers should probably wait for several years of results before attaching any “carrots or sticks” to GEE, students and potential students do not have the luxury of waiting for

more data. These individuals deserve to have the best information available, and right now, the best information available only includes one year of earnings and debt.

How Do Law Schools Perform on Gainful Employment Equivalent?

We consider law school performance on GEE because, among academic fields with the most graduates, the field of law performed the worst (see **Appendix B**). Since most law degrees are classified as professional degrees, we restricted the following analysis to programs offering a professional degree in the field of law (CIP code 22.01).

In 2014-15 and 2015-16, 218 programs across the U.S. offered a professional degree in law with over 70,000 graduates. A total of 43,893 of those graduates received federal financial aid, and earnings data were available for 41,878 (95%) of those students.

There are data available to apply the GEE debt-to-earnings tests for 168 law programs. The other 50 programs had their data suppressed to protect student privacy (the Department of Education suppresses the data of programs with few graduates, few aid recipients, or few graduates with earnings data to protect student privacy).

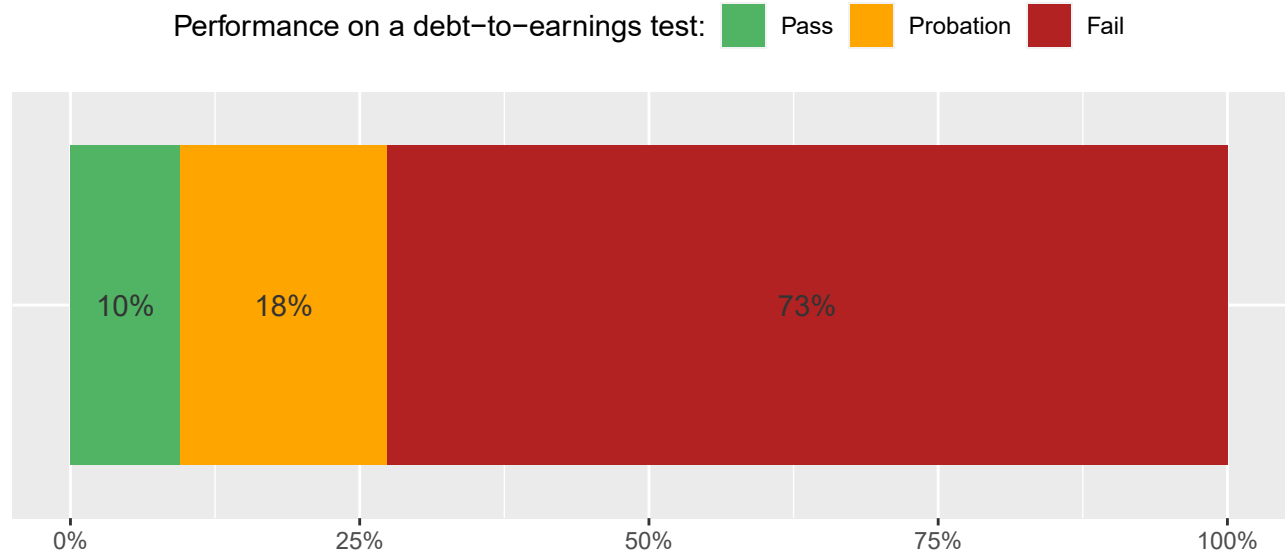
We report the GEE status of each of the 218 law schools in **Appendix A**. As reflected in **Figure 1**, of the programs with data, only 16 (10%) law schools pass GEE, with another 30 (18%) on probation. A shocking 122 (73%) law school programs fail GEE. Thus, almost three quarters of law school programs leave their typical student borrower with debt so high relative to their post-graduation earnings that they are unlikely to be able to afford to make their student loan payments.

But not all law schools have the same number of students. If the passing programs enroll many more students than the failing programs, results for students might be better than **Figure 1** implies. To explore this possibility, **Figure 2** displays the percentage of students graduating from programs with each GEE rating, excluding programs without data.¹

Figure 2 reveals that only 15% of law school graduates attended a program that passed GEE. Another 17% attended a program on probation. An astounding 68% of law school graduates attended a program that fails GEE, indicating that the typical graduate who borrowed will be unable to afford their student loan payments. In other words, for every law school graduate from a passing program, there was one graduate from a program on probation, and four graduates from a failing program.

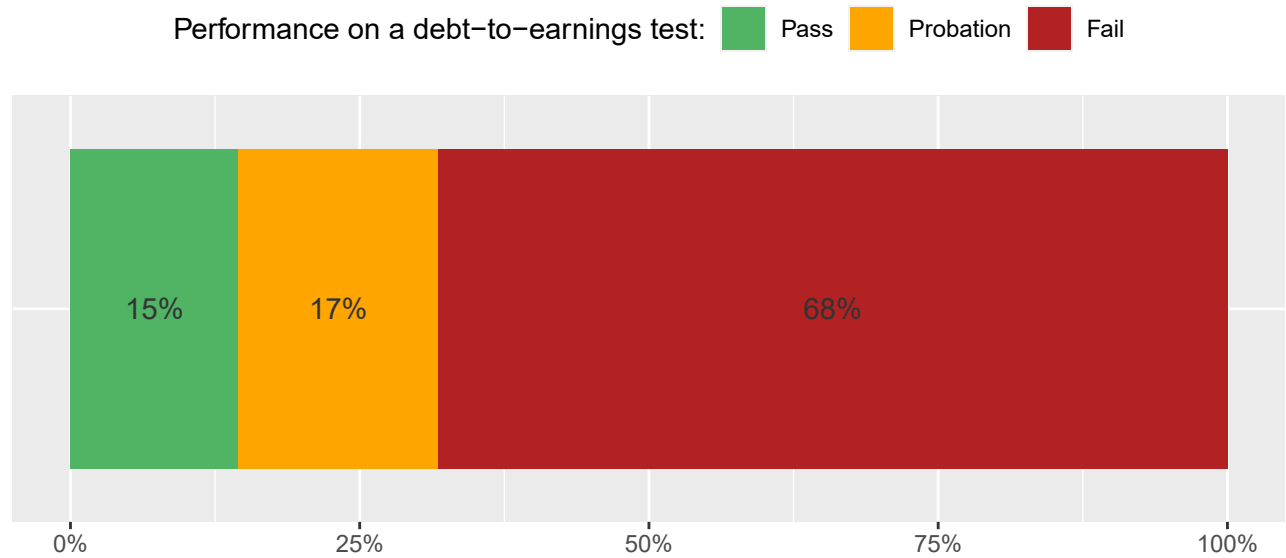
¹ An alternative way of thinking about excluding programs without data is that it assumes that the performance of programs with data is representative of the performance of programs whose data have been suppressed to protect student privacy.

Figure 1
How Well Do Law Programs Perform?



Note. Data from U.S. Department of Education and author's calculations.

Figure 2
How Well Do Law Programs Prepare Their Students?



Note. Data from U.S. Department of Education and author's calculations.

Conclusion

Education can be an investment in a student's future, but not all educational investments are worthwhile. This analysis aims to help students avoid making malinvestments by documenting which college programs leave students with unaffordable student loan debt using a debt-to-earnings test called Gainful Employment Equivalent.

Among the riskiest of the largest academic fields is law. Seventy-three percent of law schools fail these debt-to-earnings tests, and 68% of law school graduates attended a program that fails. Students should think twice about enrolling in one of these failing programs, and policymakers should stop providing taxpayer subsidies for them. ★

References

- Gillen, A., & Vedder, R. (2020, February 25). Obama did persecute for-profit colleges. *Wall Street Journal*. <https://www.wsj.com/articles/obama-did-persecute-for-profit-colleges-11582676219>
- Gillen, A. (2020) *An economic ranking of state public higher education systems: 2019-2020*. Texas Public Policy Foundation. <https://files.texaspolicy.com/uploads/2020/03/24092446/Gillen-State-Rankings-of-Public-Higher-Ed1.pdf>
- Lindsay, T., & Gillen, A. (2020). *Which Texas public college degrees require excessive student debt?* Texas Public Policy Foundation. <https://www.texaspolicy.com/which-texas-public-college-degrees-require-excessive-student-debt/>
- Texas Public Policy Foundation. (2020) *College Earnings and Debt* [Web tool]. <https://www.texaspolicy.com/college-earnings-and-debt/>

Appendix A: Gainful Employment Equivalent Status of Law Schools

| Law School Program | Gainful Employment Equivalent Status | State | Control | Debt (Median \$) | Earnings (Median \$) |
|---|--------------------------------------|-----------|----------------------------|------------------|----------------------|
| Abraham Lincoln University | -- | CA | Private, for-profit | -- | -- |
| Albany Law School | -- | NY | Private, nonprofit | -- | -- |
| Alliant International University-San Diego | -- | CA | Private, for-profit | -- | -- |
| American University | Fail | DC | Private, nonprofit | \$177,226 | \$55,300 |
| Appalachian School of Law | Fail | VA | Private, nonprofit | \$117,964 | \$31,500 |
| Argosy University-Orange County | Fail | CA | Private, for-profit | \$114,795 | \$40,000 |
| Arizona State University-Tempe | -- | AZ | Public | -- | -- |
| Arizona Summit Law School | Fail | AZ | Private, for-profit | \$188,191 | \$45,200 |
| Atlanta's John Marshall Law School | Fail | GA | Private, for-profit | \$177,854 | \$38,700 |
| Ave Maria School of Law | Fail | FL | Private, nonprofit | \$158,206 | \$40,700 |
| Barry University | Fail | FL | Private, nonprofit | \$168,309 | \$36,200 |
| Baylor University | -- | TX | Private, nonprofit | -- | -- |
| Belmont University | -- | TN | Private, nonprofit | -- | -- |
| Boston College | Pass | MA | Private, nonprofit | \$100,594 | \$88,300 |
| Boston University | Probation | MA | Private, nonprofit | \$110,891 | \$81,200 |
| Brigham Young University-Provo | -- | UT | Private, nonprofit | -- | -- |
| Brooklyn Law School | Fail | NY | Private, nonprofit | \$119,909 | \$66,100 |
| California Western School of Law | Fail | CA | Private, nonprofit | \$147,095 | \$47,500 |
| Campbell University | Fail | NC | Private, nonprofit | \$144,330 | \$43,000 |
| Capital University | Fail | OH | Private, nonprofit | \$129,089 | \$45,800 |
| Case Western Reserve University | Fail | OH | Private, nonprofit | \$82,570 | \$50,000 |
| Catholic University of America | Fail | DC | Private, nonprofit | \$142,868 | \$58,900 |
| Chapman University | -- | CA | Private, nonprofit | -- | \$50,100 |
| Charleston School of Law | Fail | SC | Private, for-profit | \$154,378 | \$42,700 |
| Charlotte School of Law | Fail | NC | Private, for-profit | \$188,985 | \$37,000 |
| Cleveland State University | Fail | OH | Public | \$83,868 | \$49,800 |
| College of William and Mary | Fail | VA | Public | \$98,700 | \$59,800 |
| Columbia University in the City of New York | Pass | NY | Private, nonprofit | \$165,314 | \$180,300 |
| Concordia University-Portland | Fail | OR | Private, nonprofit | \$93,755 | \$54,500 |
| Cornell University | -- | NY | Private, nonprofit | -- | -- |
| Creighton University | Fail | NE | Private, nonprofit | \$132,800 | \$47,700 |
| CUNY School of Law | Probation | NY | Public | \$78,224 | \$54,800 |
| DePaul University | Fail | IL | Private, nonprofit | \$132,803 | \$52,200 |
| Drake University | Fail | IA | Private, nonprofit | \$116,863 | \$52,200 |
| Drexel University | Fail | PA | Private, nonprofit | \$87,864 | \$49,800 |
| Duke University | -- | NC | Private, nonprofit | -- | -- |
| Duquesne University | Fail | PA | Private, nonprofit | \$84,428 | \$50,600 |
| Elon University | Fail | NC | Private, nonprofit | \$160,285 | \$37,900 |
| Emory University | Fail | GA | Private, nonprofit | \$131,738 | \$66,800 |
| Empire College | -- | CA | Private, for-profit | -- | -- |
| Faulkner University | -- | AL | Private, nonprofit | -- | \$36,300 |
| Florida Agricultural and Mechanical University | Fail | FL | Public | \$105,703 | \$39,300 |
| Florida Coastal School of Law | Fail | FL | Private, for-profit | \$198,655 | \$35,300 |
| Florida International University | -- | FL | Public | -- | -- |

| Law School Program | Gainful Employment Equivalent Status | State | Control | Debt (Median \$) | Earnings (Median \$) |
|--|--------------------------------------|-------|--------------------|------------------|----------------------|
| Florida State University | Fail | FL | Public | \$81,159 | \$47,000 |
| Fordham University | Probation | NY | Private, nonprofit | \$151,250 | \$99,000 |
| George Mason University | Fail | VA | Public | \$114,383 | \$66,900 |
| George Washington University | Fail | DC | Private, nonprofit | \$163,300 | \$74,300 |
| Georgetown University | Probation | DC | Private, nonprofit | \$163,688 | \$105,000 |
| Georgia State University | Probation | GA | Public | \$69,200 | \$62,400 |
| Golden Gate University-San Francisco | Fail | CA | Private, nonprofit | \$166,264 | \$39,200 |
| Gonzaga University | Fail | WA | Private, nonprofit | \$109,362 | \$50,200 |
| Hamline University | -- | MN | Private, nonprofit | -- | \$49,000 |
| Harvard University | Pass | MA | Private, nonprofit | \$133,617 | \$158,200 |
| Hofstra University | Fail | NY | Private, nonprofit | \$148,342 | \$55,000 |
| Howard University | Fail | DC | Private, nonprofit | \$156,563 | \$52,800 |
| Humphreys University-Stockton and Modesto Campuses | Fail | CA | Private, nonprofit | \$89,317 | \$49,400 |
| Illinois Institute of Technology | Fail | IL | Private, nonprofit | \$104,921 | \$59,300 |
| Indiana Institute of Technology | -- | IN | Private, nonprofit | \$59,650 | -- |
| Indiana University-Bloomington | Fail | IN | Public | \$85,162 | \$55,100 |
| Indiana University-Purdue University-Indianapolis | Fail | IN | Public | \$109,422 | \$54,100 |
| Inter American University of Puerto Rico-Aguadilla | -- | PR | Private, nonprofit | -- | -- |
| Inter American University of Puerto Rico-Bayamon | -- | PR | Private, nonprofit | -- | -- |
| Inter American University of Puerto Rico-School of Law | Fail | PR | Private, nonprofit | \$99,403 | \$25,900 |
| John F. Kennedy University | -- | CA | Private, nonprofit | -- | -- |
| Lewis & Clark College | -- | OR | Private, nonprofit | -- | -- |
| Liberty University | -- | VA | Private, nonprofit | -- | -- |
| Lincoln Memorial University | Fail | TN | Private, nonprofit | \$91,323 | \$26,400 |
| Louisiana State University and Agricultural & Mechanical College | Probation | LA | Public | \$71,422 | \$50,600 |
| Loyola Marymount University | Fail | CA | Private, nonprofit | \$144,200 | \$63,700 |
| Loyola University Chicago | Fail | IL | Private, nonprofit | \$141,244 | \$64,400 |
| Loyola University New Orleans | -- | LA | Private, nonprofit | -- | -- |
| Marquette University | Fail | WI | Private, nonprofit | \$154,154 | \$53,100 |
| Massachusetts School of Law | -- | MA | Private, nonprofit | -- | -- |
| Mercer University | -- | GA | Private, nonprofit | -- | -- |
| Michigan State University-College of Law | Fail | MI | Private, nonprofit | \$90,674 | \$51,700 |
| Mississippi College | Fail | MS | Private, nonprofit | \$128,722 | \$42,300 |
| Mitchell Hamline School of Law | Probation | MN | Private, nonprofit | \$64,429 | \$53,200 |
| New England Law-Boston | Fail | MA | Private, nonprofit | \$109,422 | \$50,000 |
| New York Law School | Fail | NY | Private, nonprofit | \$167,078 | \$59,300 |
| New York University | Pass | NY | Private, nonprofit | \$183,857 | \$175,800 |
| North Carolina Central University | Fail | NC | Public | \$94,358 | \$38,200 |
| Northeastern University | Fail | MA | Private, nonprofit | \$107,082 | \$51,600 |
| Northern Illinois University | Fail | IL | Public | \$83,660 | \$45,200 |
| Northern Kentucky University | Fail | KY | Public | \$79,951 | \$46,700 |
| Northwestern University | Pass | IL | Private, nonprofit | \$156,418 | \$171,900 |
| Nova Southeastern University | Fail | FL | Private, nonprofit | \$161,219 | \$52,100 |
| Ohio Northern University | -- | OH | Private, nonprofit | -- | -- |
| Ohio State University-Main Campus | Fail | OH | Public | \$97,238 | \$58,100 |

| Law School Program | Gainful Employment Equivalent Status | State | Control | Debt (Median \$) | Earnings (Median \$) |
|--|--------------------------------------|-----------|---------------------------|------------------|----------------------|
| Oklahoma City University | -- | OK | Private, nonprofit | -- | -- |
| Pennsylvania State University-Main Campus | Fail | PA | Public | \$96,321 | \$48,200 |
| Pepperdine University | -- | CA | Private, nonprofit | -- | -- |
| Pontifical Catholic University of Puerto Rico-Ponce | Fail | PR | Private, nonprofit | \$97,269 | \$19,100 |
| Quinnipiac University | Fail | CT | Private, nonprofit | \$82,000 | \$54,300 |
| Regent University | Fail | VA | Private, nonprofit | \$118,275 | \$45,200 |
| Roger Williams University | Fail | RI | Private, nonprofit | \$123,384 | \$47,300 |
| Rutgers University-New Brunswick | -- | NJ | Public | -- | -- |
| Saint Louis University | -- | MO | Private, nonprofit | -- | -- |
| Samford University | -- | AL | Private, nonprofit | -- | -- |
| San Joaquin College of Law | -- | CA | Private, nonprofit | -- | -- |
| Santa Clara University | Fail | CA | Private, nonprofit | \$160,558 | \$66,200 |
| Seattle University | Fail | WA | Private, nonprofit | \$155,575 | \$52,600 |
| Seton Hall University | Fail | NJ | Private, nonprofit | \$126,050 | \$55,200 |
| South Texas College of Law Houston | Fail | TX | Private, nonprofit | \$132,415 | \$56,900 |
| Southern Illinois University-Carbondale | Fail | IL | Public | \$98,215 | \$44,800 |
| Southern Methodist University | Fail | TX | Private, nonprofit | \$134,484 | \$75,600 |
| Southern University and A & M College | Fail | LA | Public | \$95,437 | \$36,800 |
| Southwestern Law School | Fail | CA | Private, nonprofit | \$193,653 | \$45,000 |
| St John's University-New York | Fail | NY | Private, nonprofit | \$112,662 | \$65,900 |
| St. Mary's University | Fail | TX | Private, nonprofit | \$102,500 | \$46,600 |
| Stanford University | Pass | CA | Private, nonprofit | \$120,410 | \$156,700 |
| Stetson University | Fail | FL | Private, nonprofit | \$137,217 | \$49,300 |
| Suffolk University | -- | MA | Private, nonprofit | -- | -- |
| Syracuse University | Fail | NY | Private, nonprofit | \$106,000 | \$57,000 |
| Taft University System | -- | CO | Private, for-profit | \$61,500 | -- |
| Temple University | Probation | PA | Public | \$69,583 | \$61,300 |
| Texas A & M University-College Station | Fail | TX | Public | \$119,803 | \$53,800 |
| Texas Southern University | Fail | TX | Public | \$117,935 | \$37,200 |
| Texas Tech University | Probation | TX | Public | \$70,006 | \$60,200 |
| Texas Wesleyan University | -- | TX | Private, nonprofit | -- | -- |
| The John Marshall Law School | -- | IL | Private, nonprofit | -- | -- |
| The Santa Barbara and Ventura Colleges of Law at Ventura | -- | CA | Private, nonprofit | \$20,500 | -- |
| The University of Alabama | Probation | AL | Public | \$68,992 | \$51,900 |
| The University of Montana | Fail | MT | Public | \$76,666 | \$49,900 |
| The University of Tennessee-Knoxville | Probation | TN | Public | \$61,500 | \$53,000 |
| The University of Texas at Austin | Pass | TX | Public | \$106,598 | \$90,100 |
| Thomas Jefferson School of Law | Fail | CA | Private, nonprofit | \$195,892 | \$37,400 |
| Touro College | Fail | NY | Private, nonprofit | \$150,767 | \$55,800 |
| Trinity International University-Illinois | Fail | IL | Private, nonprofit | \$133,925 | \$41,700 |
| Tulane University of Louisiana | Fail | LA | Private, nonprofit | \$122,886 | \$56,800 |
| University at Buffalo | Fail | NY | Public | \$90,928 | \$52,100 |
| University of Akron Main Campus | Fail | OH | Public | \$73,756 | \$42,200 |
| University of Arizona | Fail | AZ | Public | \$81,178 | \$52,900 |
| University of Arkansas | Probation | AR | Public | \$61,500 | \$51,700 |
| University of Arkansas at Little Rock | Fail | AR | Public | \$77,208 | \$46,800 |

| Law School Program | Gainful Employment Equivalent Status | State | Control | Debt (Median \$) | Earnings (Median \$) |
|--|--------------------------------------|-------|--------------------|------------------|----------------------|
| University of Baltimore | Fail | MD | Public | \$109,510 | \$52,800 |
| University of California-Berkeley | Pass | CA | Public | \$151,136 | \$135,400 |
| University of California-Davis | Probation | CA | Public | \$99,716 | \$67,100 |
| University of California-Hastings College of Law | Fail | CA | Public | \$137,787 | \$67,600 |
| University of California-Irvine | Fail | CA | Public | \$119,986 | \$68,700 |
| University of California-Los Angeles | Probation | CA | Public | \$121,453 | \$96,600 |
| University of Chicago | Pass | IL | Private, nonprofit | \$146,806 | \$170,500 |
| University of Cincinnati-Main Campus | Fail | OH | Public | \$76,173 | \$49,300 |
| University of Colorado Boulder | Fail | CO | Public | \$101,626 | \$56,600 |
| University of Connecticut | Pass | CT | Public | \$69,085 | \$68,600 |
| University of Dayton | -- | OH | Private, nonprofit | -- | -- |
| University of Denver | Fail | CO | Private, nonprofit | \$143,792 | \$55,000 |
| University of Detroit Mercy | Fail | MI | Private, nonprofit | \$149,993 | \$46,700 |
| University of Florida | Probation | FL | Public | \$84,508 | \$56,900 |
| University of Georgia | Probation | GA | Public | \$82,480 | \$57,600 |
| University of Hawaii at Manoa | Probation | HI | Public | \$77,849 | \$56,200 |
| University of Houston | Probation | TX | Public | \$92,067 | \$67,600 |
| University of Idaho | Fail | ID | Public | \$85,550 | \$48,400 |
| University of Illinois at Urbana-Champaign | -- | IL | Public | -- | -- |
| University of Iowa | Pass | IA | Public | \$62,249 | \$62,700 |
| University of Kansas | Probation | KS | Public | \$66,415 | \$52,100 |
| University of Kentucky | Probation | KY | Public | \$69,860 | \$54,400 |
| University of La Verne | Fail | CA | Private, nonprofit | \$140,182 | \$36,800 |
| University of Louisville | Fail | KY | Public | \$94,503 | \$42,800 |
| University of Maryland, Baltimore | Fail | MD | Public | \$118,155 | \$55,400 |
| University of Massachusetts-Dartmouth | -- | MA | Public | -- | -- |
| University of Memphis | Fail | TN | Public | \$76,622 | \$46,200 |
| University of Miami | Fail | FL | Private, nonprofit | \$150,896 | \$52,100 |
| University of Michigan-Ann Arbor | Pass | MI | Public | \$145,182 | \$126,800 |
| University of Minnesota-Twin Cities | Fail | MN | Public | \$112,603 | \$58,700 |
| University of Mississippi | Probation | MS | Public | \$64,300 | \$48,700 |
| University of Missouri-Columbia | Fail | MO | Public | \$71,603 | \$49,500 |
| University of Missouri-Kansas City | Fail | MO | Public | \$99,005 | \$49,000 |
| University of Nebraska-Lincoln | Probation | NE | Public | \$59,124 | \$50,900 |
| University of Nevada-Las Vegas | Probation | NV | Public | \$94,197 | \$65,900 |
| University of New Hampshire-Main Campus | -- | NH | Public | -- | -- |
| University of New Mexico-Main Campus | -- | NM | Public | -- | -- |
| University of North Carolina at Chapel Hill | Fail | NC | Public | \$107,059 | \$55,300 |
| University of North Dakota | Probation | ND | Public | \$61,500 | \$48,800 |
| University of North Texas | -- | TX | Public | -- | -- |
| University of North Texas at Dallas | -- | TX | Public | -- | -- |
| University of Notre Dame | Fail | IN | Private, nonprofit | \$130,589 | \$75,500 |
| University of Oklahoma-Norman Campus | -- | OK | Public | -- | -- |
| University of Oregon | Fail | OR | Public | \$88,306 | \$50,300 |
| University of Pennsylvania | Pass | PA | Private, nonprofit | \$149,729 | \$175,100 |
| University of Pittsburgh-Pittsburgh Campus | Fail | PA | Public | \$101,186 | \$47,100 |

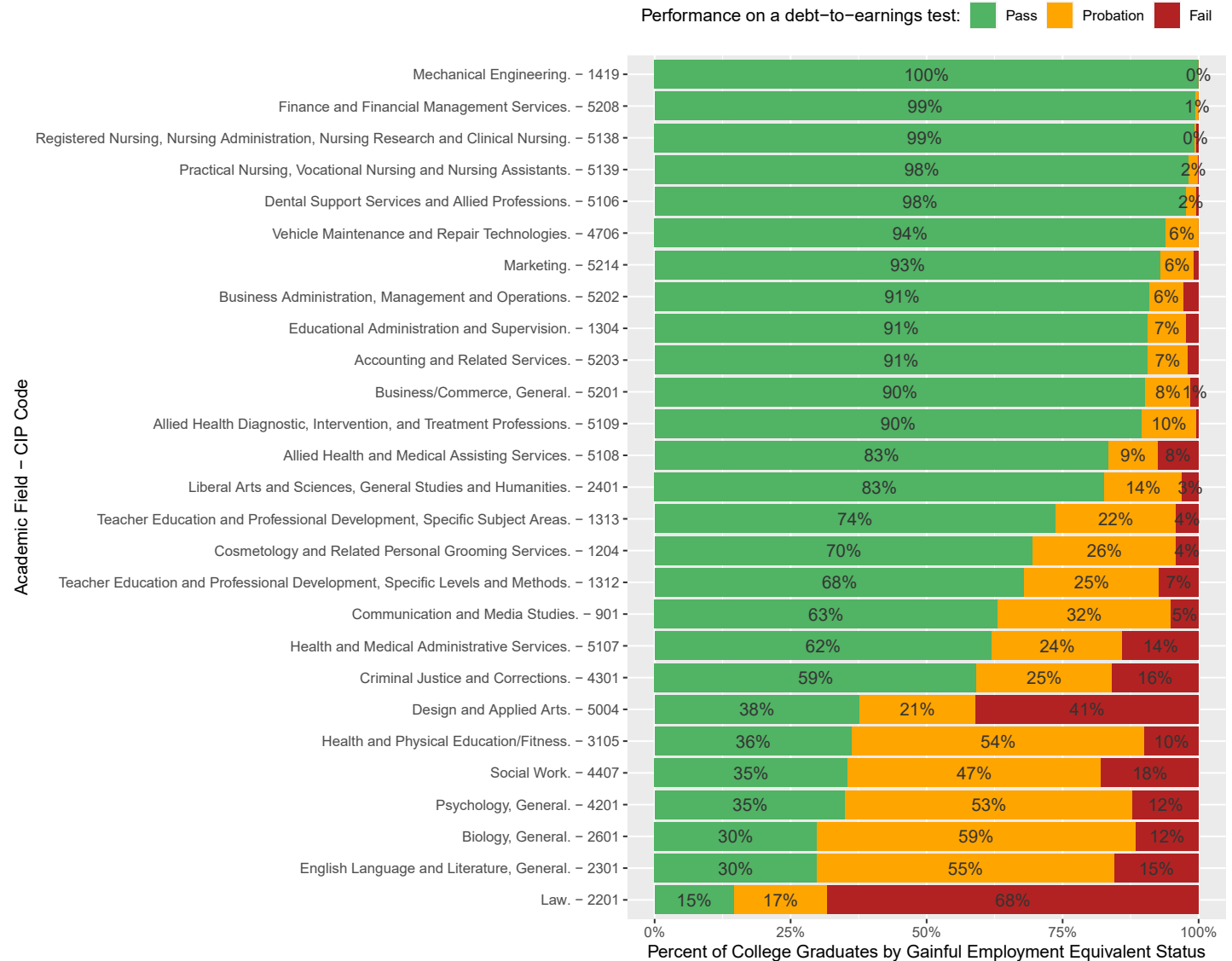
| Law School Program | Gainful Employment Equivalent Status | State | Control | Debt (Median \$) | Earnings (Median \$) |
|--|--------------------------------------|-----------|---------------------------|------------------|----------------------|
| University of Puerto Rico-Rio Piedras | -- | PR | Public | -- | -- |
| University of Richmond | Fail | VA | Private, nonprofit | \$97,625 | \$53,500 |
| University of San Diego | Fail | CA | Private, nonprofit | \$134,348 | \$62,100 |
| University of San Francisco | -- | CA | Private, nonprofit | -- | -- |
| University of South Carolina-Columbia | Fail | SC | Public | \$102,007 | \$48,300 |
| University of South Dakota | Fail | SD | Public | \$79,143 | \$49,200 |
| University of Southern California | Probation | CA | Private, nonprofit | \$129,223 | \$89,300 |
| University of Southern Maine | Fail | ME | Public | \$94,364 | \$52,300 |
| University of St Thomas | Fail | TX | Private, nonprofit | \$84,261 | \$49,600 |
| University of St Thomas | Fail | MN | Private, nonprofit | \$84,261 | \$49,600 |
| University of the District of Columbia | -- | DC | Public | \$96,992 | -- |
| University of the Pacific | Fail | CA | Private, nonprofit | \$158,437 | \$53,000 |
| University of Toledo | Fail | OH | Public | \$81,546 | \$41,000 |
| University of Tulsa | Fail | OK | Private, nonprofit | \$75,326 | \$50,800 |
| University of Utah | Probation | UT | Public | \$79,768 | \$57,800 |
| University of Virginia-Main Campus | Pass | VA | Public | \$158,376 | \$151,500 |
| University of Washington-Seattle Campus | Fail | WA | Public | \$109,405 | \$63,000 |
| University of West Los Angeles | -- | CA | Private, for-profit | -- | -- |
| University of Wisconsin-Madison | Probation | WI | Public | \$61,500 | \$56,000 |
| University of Wyoming | Fail | WY | Public | \$84,032 | \$52,000 |
| Valparaiso University | Fail | IN | Private, nonprofit | \$139,821 | \$37,000 |
| Vanderbilt University | Pass | TN | Private, nonprofit | \$129,030 | \$108,800 |
| Vermont Law School | -- | VT | Private, nonprofit | -- | -- |
| Villanova University | Probation | PA | Private, nonprofit | \$83,761 | \$56,900 |
| Wake Forest University | Fail | NC | Private, nonprofit | \$113,656 | \$55,400 |
| Washburn University | Fail | KS | Public | \$82,194 | \$48,800 |
| Washington and Lee University | Probation | VA | Private, nonprofit | \$97,276 | \$64,200 |
| Washington University in St Louis | Pass | MO | Private, nonprofit | \$81,500 | \$79,800 |
| Wayne State University | Probation | MI | Public | \$67,640 | \$58,300 |
| West Virginia University | Fail | WV | Public | \$84,227 | \$51,100 |
| Western Michigan University-Thomas M. Cooley Law School | Fail | MI | Private, nonprofit | \$162,011 | \$36,000 |
| Western New England University | -- | MA | Private, nonprofit | -- | -- |
| Whittier College | Fail | CA | Private, nonprofit | \$196,008 | \$36,900 |
| Widener University | Fail | PA | Private, nonprofit | \$134,806 | \$48,900 |
| Willamette University | Fail | OR | Private, nonprofit | \$154,190 | \$45,000 |
| Yale University | -- | CT | Private, nonprofit | -- | -- |
| Yeshiva University | Fail | NY | Private, nonprofit | \$111,031 | \$66,000 |

Note. A dash indicates no data was available to allow us to report a GEE status.

Appendix B: Gainful Employment Equivalent by Academic Field

Figure 3 shows the GEE status by academic field for the 27 fields with at least 25,000 recent graduates with data.

Figure 3



Note. Data from U.S. Department of Education and author's calculations.

ABOUT THE AUTHOR



Andrew Gillen, PhD, is a senior policy analyst at the Texas Public Policy Foundation and an adjunct professor of economics at Johns Hopkins University. Dr. Gillen's recent work has focused on how to reform federal financial aid, how state disinvestment is a myth, and how post-college earnings and debt should be used to inform student choice and government accountability.

Prior to joining the Foundation, Dr. Gillen spent over a decade at nonprofit and philanthropic organizations researching and trying to improve higher education. He was a program officer for the Charles Koch Foundation and served in research roles for American Institutes for Research, Education Sector; the American Council of Trustees and Alumni; and the Center for College Affordability and Productivity. He was also on the U.S. Department of Education's Advisory Committee on Student Financial Assistance.

Andrew has a PhD in economics from Florida State University and a BBA (business) degree from Ohio University.

About Texas Public Policy Foundation

The Texas Public Policy Foundation is a 501(c)3 non-profit, non-partisan research institute. The Foundation promotes and defends liberty, personal responsibility, and free enterprise in Texas and the nation by educating and affecting policymakers and the Texas public policy debate with academically sound research and outreach.

Funded by thousands of individuals, foundations, and corporations, the Foundation does not accept government funds or contributions to influence the outcomes of its research.

The public is demanding a different direction for their government, and the Texas Public Policy Foundation is providing the ideas that enable policymakers to chart that new course.

